



**Science Revised Syllabus
Junior Certificate
Higher Level**

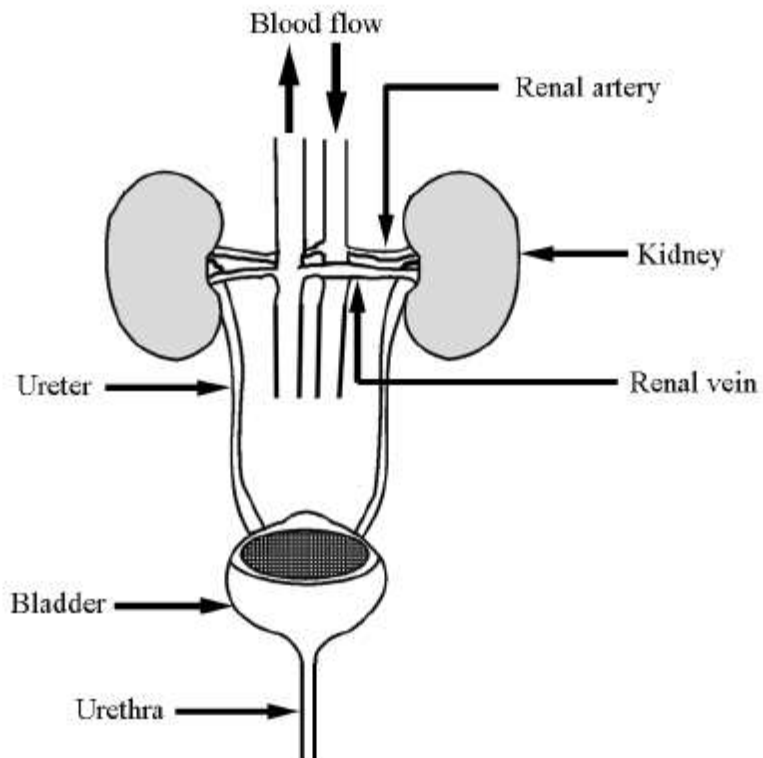
**Past Exam Questions on
B Excretion**

Q2 Part (a) 2012

Question 2

(39)

- (a) The diagram is of the urinary system. Give the function of five of the six parts labelled. (15)



Renal artery _____

Kidney _____

Renal vein _____

Ureter _____

Bladder _____

Urethra _____

Q1 Part (b) 2010

(b) Name two *waste products* that are excreted by our kidneys.

One _____

Two _____

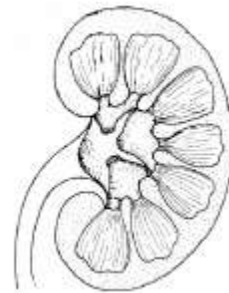
Q1 Part (b) 2009

(b) (i) Name the *organ* shown in the diagram.

Name _____

(ii) Give the *function* of the organ shown.

Function _____



Q2 Part (a) 2008

Question 2

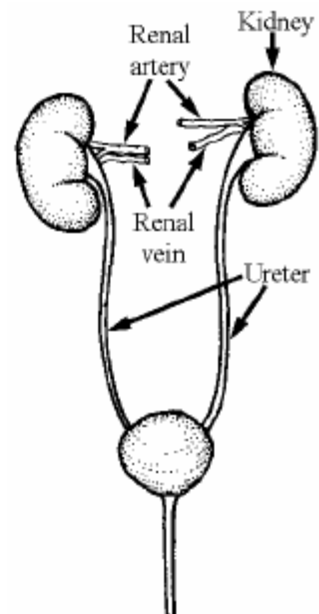
(39)

(a) The diagram shows the *human urinary system*.

(i) How does the *composition of the blood* in the *renal arteries* differ from the composition of the blood in the *renal veins*. Make reference to *waste products* in your answer. (6)

(ii) Account for this *difference in the composition* of the blood entering and leaving the kidneys. (6)

(iii) What is the *function* of the ureters? (6)



Q1 Part (a) 2007

Question 1

(52)

- (a) The diagram shows some of the structures in human skin. The skin has many functions. One of them is excretion. Skin excretes sweat. Name two *substances* excreted in sweat.

Substance 1 _____

Substance 2 _____

